



Wellington Airport

Noise Compliance Reporting

June/July/August 2023

1. Noise Enquiries Received and Response
2. Noise Enquiries Graph
3. Curfew Movements Graph
4. Noise (Ldn) Compliance Graph
5. Monthly Monitoring Reports from Envirosuite Pty Limited

As reported to the
Air Noise Management Committee

11 September 2023

Noise Enquiries Summary *

Date	Time	Suburb	Query	Source / Action	Category
5/06/2023	9:00am	Johnsonville	Aircraft seem to be flying low and high plane noise from 11pm to 1am and sometimes before 6am. No specific times or dates were provided.	Explained our curfew requirements and exceptions. Offered to follow up on any specific flights which were heard during the curfew and provided link to webtrak. Have not heard anything back to date.	CUR
9/06/2023		Miramar	Moved to Hobart Street 2 months previously and now being affected by airport noise. Had looked at the noise boundary map which showed that double glazing was not necessary as the property is not affected by airport noise, but is being affected by noise.	Property is one property over from the Air Noise Boundary (ANB). Explained to complainant that the ANB does not mean that properties beyond this boundary are not affected by aircraft noise - that it is a line of compliance for the airport and a depiction of properties that receive the most noise (ie 65 dBA Ldn), and are therefore also eligible for our Quieter Homes Programme.	OTH
10/06/2023		Strathmore Park	2am aircraft noise outside allowed hours	Checked Webtraker and Airport Operations report. Two flights arrived in quick succession, one Air NZ flight from Brisbane and then a Qantas flight from Sydney. Both were diverted from Christchurch Airport due to fog. Explained curfew exception for divers.	CUR
13/06/2023	5:57am	Miramar	Taxiing aircraft woke them up at 0557. Queried if this was within airport's curfew	Explained that our curfew only applies to the take-off roll. For the purposes of the designation condition (26), "operations" means the start of the take-off roll or touch down of landing. As such the curfew hours do not apply to taxiing of aircraft. Checked Webtraker and confirmed that the take-off roll was outside curfew hours.	CUR
15/06/2023	6:25pm	Roseneath	Loud aircraft (Piper 28A) flying over property at 6pm then the city to do a loop. Asked if more care can be taken to not cause a nuisance for locals while training.	Both WIAL and the complainant contacted Wellington Aeroclub who replied that there was a A320 waiting to depart so was instructed by Air Traffic Control to turn at earliest possible moment.	OVR/SIN
18/06/2023	3:17am	Johnsonville	Aircraft operating during curfew (ZK-MDC)	Reviewed webtraker and Airport Operations Report. Flight was an Air Ambulance. Explained curfew exemptions to complainant and linked them to a webpage showing all aircraft which operate as air ambulances in NZ.	CUR
18/06/2023	3:17am	Roseneath	Aircraft operating during curfew (ZK-MDC)	Reviewed webtraker and Airport Operations Report. Flight was an Air Ambulance. Explained curfew exemptions to complainant and linked them to a webpage showing all aircraft which operate as air ambulances in NZ.	CUR
18/06/2023	12:35am and 5:41am		2 complaints regarding aircraft operating during curfew (ZK-PMJ and ZKMDC)	Reviewed webtraker and Airport Operations Report. Flight was an Air Ambulance. Explained curfew exemptions to complainant and linked them to a webpage showing all aircraft which operate as air ambulances in NZ.	CUR
19/06/2023	4:05pm	Broadmeadows	Complained about low flying aircraft ANZ440, showing at 1500ft, causing noise disturbance. They have also noticed Jetstar and Qantas are usually flying lower than AirNZ. Would like to know if the altitude is set by the tower or pilots.	Reviewed Webtrak and the flight was actually above 4000ft. Clarified this to the complainant and forwarded query regarding altitude of Jetstar and Qantas to Airways.	OVR

25/06/2023	2:50am	Khandallah	Complaint regarding aircraft operation during curfew	Reviewed WebTrak. Flight was an Air Ambulance. Explained curfew exemptions to complainant.	CUR
27/06/2023	6:11am	Khandallah	Was woken by an overhead flight	Explained that if aircraft are flying within CAA rules, then airport has no control or jurisdiction. Reviewed WebTrak and flight was at a compliant height.	OVR
30/06/2023		Ngaio	Complaint via phone - Repeatedly woken by Sounds Air flights first thing in the morning. Asking why the airline takes that specific route and why can't take more care	Explained that if aircraft are flying within CAA rules, then airport has no control or jurisdiction. Suggested that if the flight is legal but they believe the aircraft operator isn't taking enough care to reduce noise, they can contact the operator directly.	OVR
1/07/2023	4:25am	Ngaio	Complaint regarding an overhead flight during curfew. Also complained about new flight path (DMAPs) and asks to find another option urgently.	Reviewed WebTrak. Flight was an Air Ambulance. Explained curfew exemptions to complainant. Explained next steps for working with community representatives on new flight path.	CUR
1/07/2023	4:35am	Khandallah	Complaint regarding two overhead flights during curfew.	Reviewed WebTrak. Both flights were Air Ambulances. Explained curfew exemptions to complainant. Provided a link showing all of aircraft which operate as air ambulances in NZ	CUR
6/07/2023		Strathmore Park	Has noticed a lot of noise from the airport from 5am. Was particularly bad Saturday. Asked what the cause is and can anything be done.	Reviewed WebTrak for any curfew breaches on Saturday. There were none. Explained that it could likely be the operation of APU/GPUs and outlined the allowance for this (60 mins prior to departure). Explained that WIAL is working with airlines and ground service operators to increase the use of GPUs.	OTH
7/07/2023	7:51pm	Ngaio	Unreasonably loud aircraft noise	Reviewed WebTrak. Flight was in compliance with CAA height rules and explained this to complainant. Also explained if an aircraft is flying in accordance with these rules and within the normal flying hours for Wellington Airport, the Airport itself has no control or jurisdiction.	OVR
19/07/2023	4:36am	Khandallah	Complaint regarding overhead flight during curfew	Reviewed WebTrak. Flight was an air Ambulance. Referred to previously explained curfew exemption to complainant.	CUR
19/07/2023	4:30am	Ngaio	Complaint regarding overhead flight during curfew	Reviewed WebTrak. Flight was an air Ambulance. Explained curfew exemptions to complainant.	CUR
8/08/2023		Miramar	Complaint regarding being woken by early morning flights. Had never experienced this during the 30 years they have lived there. Did not specify a time/ flight that they were woken by.	Provided information on airport curfew period and offered to look further in to specific times/ flights to confirm compliance/ give further explanation (provided a link to Webtrakker).	OTH
10/08/2023		Miramar	Further complaint about noticeable earlier flights - "used to get up for work with the first flight of the day at 7am. Now it is at 6am".	Explained that the airport curfew has not changed for some time and provided link to webtrak to track specific flights that cause disturbance. Offered to investigate any specific flights.	OTH

11/08/2023	11:05am	Mount Victoria	Noisy low flying helicopter that has been hovering above central Wellington for most of the morning.	Explained the CAA rules in relation to aircraft height and that if an aircraft is flying in accordance with these rules and within the normal flying hours for Wellington Airport, the Airport itself has no control or jurisdiction. Reviewed Webtrak and appeared that the aircraft was in compliance and was very likely to be operating for FIFA filming. Provided CAA contact if the complainant believed that the aircraft was still lower than height limit.	OVR
26/08/2023	7:20pm	Strathmore Park	Aircraft high powered engine run on Taxi Way A, South of Taxiway B10. Performed by Air NZ (Registration: ZK-OXE). Complainant noted that the location of the engine run does not comply with noise commission recommendation.	Checked WIAL records and confirmed that an engine run form was submitted to WIAL Integrated Operations Centre (IOC). Engine run supervisor confirmed testing duration was within limits set in the Engine Testing Procedure. This was also the correct location for the engine run.	ENG

* Complaints relating to the new Divergent Missed Approach Flight Path (DMAPS) are recorded in a separate complaints register

GPU - GPU/APU use

MNT - WIAL Maintenance works

ENG - Engine testing

SIN - single noisy aircraft movement

CUR - airport movement during curfew hours

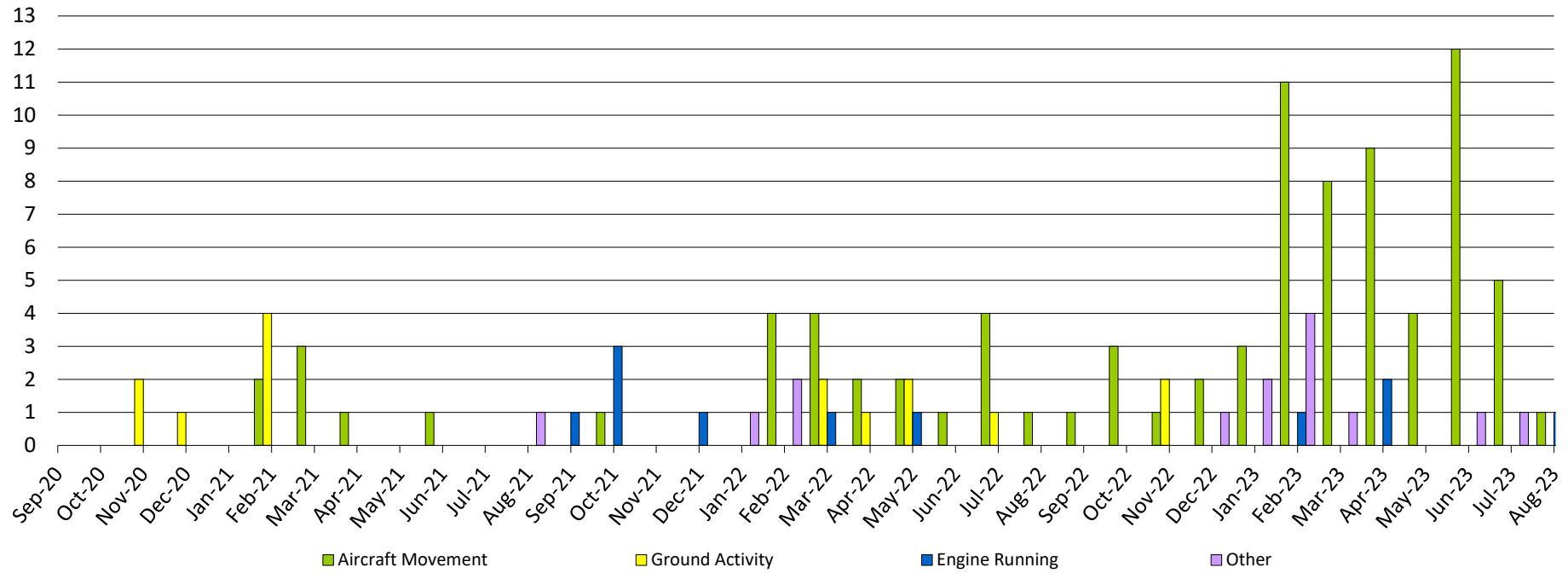
OVR - overflight/holding/circling aircraft

CAA - low flying/safety complaints

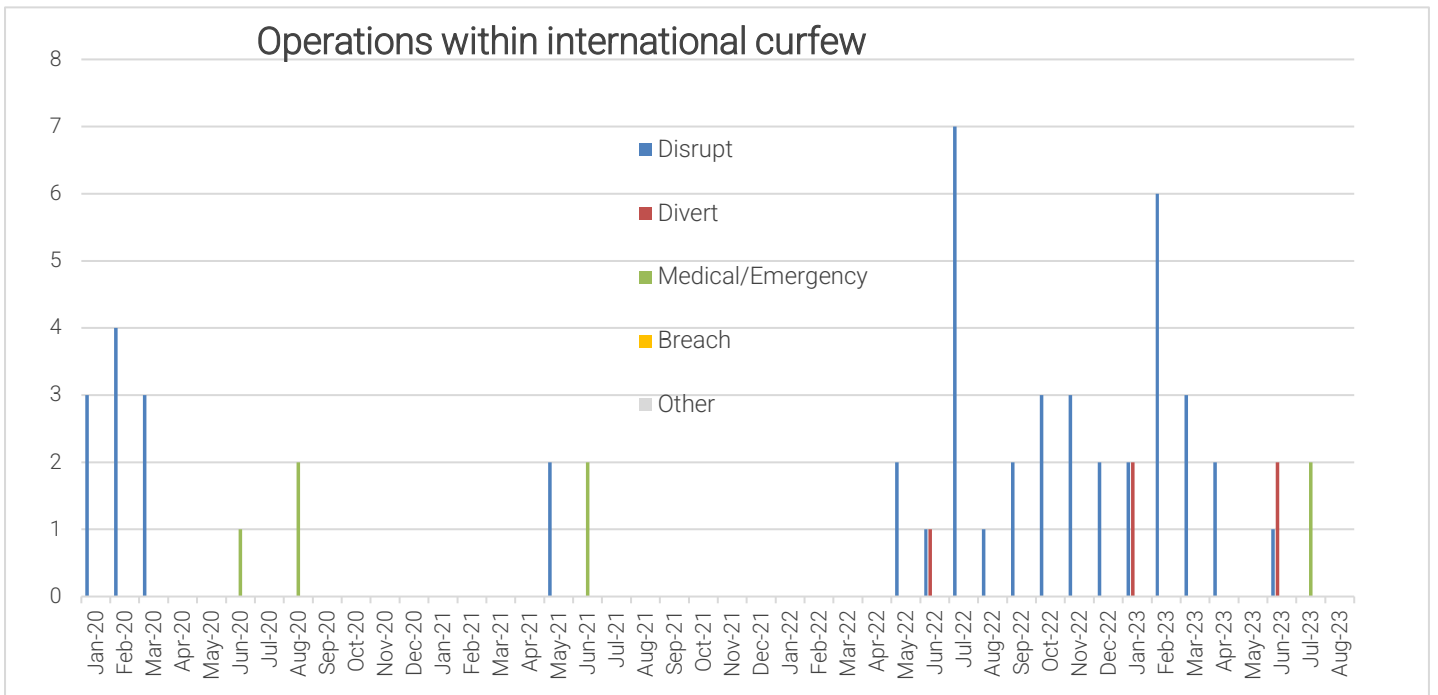
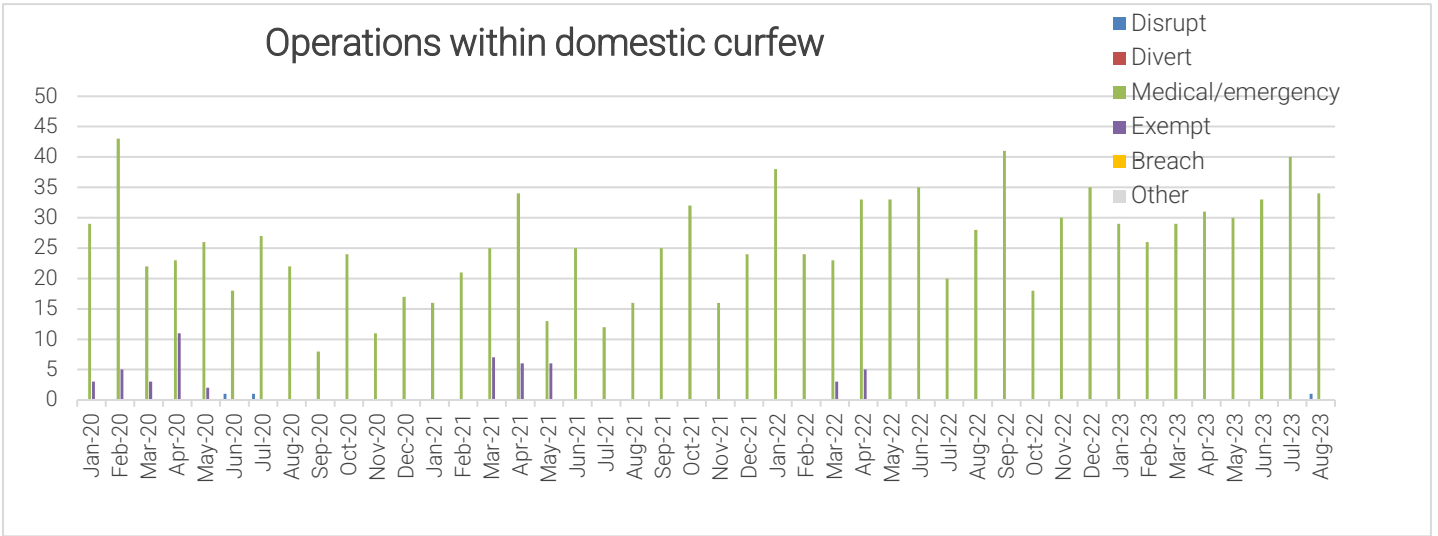
QRY - enquiries about rules etc

OTH - other feedback

Noise Enquiries to August 2023



CURFEW GRAPHS



LDN COMPLIANCE GRAPH (as at August 2023)

Rolling 90 day average (Ldn 90 day)





Wellington International Airport
Managed Noise Service
Monthly Report for Jun 2023



WELLINGTON INTERNATIONAL
AIRPORT LIMITED

Managed Noise Service

Monthly Report: Jun 2023

Provided By: Envirosuite
Date: 03 July, 2023

Table of Contents

SUMMARY	3
AIRCRAFT LDN	4
AIRCRAFT OPERATIONS	5
UNCORRELATED AIRCRAFT	7
CALIBRATION REPORT	9



Summary

This report contains the information required by WIAL as part of the Envirosuite Managed Noise Service Agreement. The month of June saw data collected from all three RMTs with exceptions as follows:

RMT 2 missed the Hourly record on (HUB:3802991):

1-Jun-2023 10:00 - 11:00.

2-Jun-2023 01:00 - 04:00.

12-Jun-2023 10:00 - 23:00

13-Jun-2023 00:00 - 11:00.

15-Jun-2023 03:00 - 16:00, 23:00.

16-Jun-2023 00:00, 02:00-06:00, 08:00 - 09:00.

18-Jun-2023 11:00.

20-Jun-2023 03:00-14:00.

25-Jun-2023 03:00, 09:00.

28-Jun-2023 12:00.

Wellington International Airport
Managed Noise Service
Monthly Report for Jun 2023

Aircraft LDN

Daily LDN Table
Jun 1, 2023 to Jun 30, 2023

	RMT 1 Rongotai	RMT 2 Maupuia	RMT 3 Kekerenga
01-Jun-23	54.1	58.6	57.4
02-Jun-23	53.1	58.6	56.6
03-Jun-23	55.2	58.1	56.2
04-Jun-23	54.4	57.6	55.7
05-Jun-23	59.1	57.6	56.4
06-Jun-23	59.2	55.5	55.3
07-Jun-23	56.9	54.8	53.1
08-Jun-23	56.5	54.9	53.0
09-Jun-23	56.8	55.3	54.3
10-Jun-23	56.0	56.9	54.1
11-Jun-23	53.9	58.2	55.9
12-Jun-23	57.0	60.2	56.2
13-Jun-23	57.3	55.5	54.6
14-Jun-23	56.2	55.1	54.2
15-Jun-23	54.2	54.6	55.0
16-Jun-23	57.8	62.9	56.3
17-Jun-23	58.0	57.0	52.7
18-Jun-23	57.3	56.1	51.7
19-Jun-23	57.5	58.4	54.3
20-Jun-23	54.3	54.3	57.0
21-Jun-23	56.8	58.2	56.3
22-Jun-23	59.0	58.5	52.9
23-Jun-23	58.2	58.2	53.2
24-Jun-23	56.7	58.1	51.7
25-Jun-23	55.1	57.2	55.1
26-Jun-23	54.6	58.5	56.9
27-Jun-23	55.4	53.9	55.5
28-Jun-23	55.4	59.4	57.2
29-Jun-23	56.8	58.5	57.0
30-Jun-23	56.4	59.5	58.0

Wellington International Airport
Managed Noise Service
Monthly Report for Jun 2023

Aircraft Operations

Operations Analysis
Jun 1, 2023 to Jun 30, 2023

Operation Type	Day	Night	Total
Arrival	3160	127	3287
Departure	3086	190	3276
Total	6246	317	6563

Jet	Day	Night	Total
A20N - Airbus A-320	107	74	181
A21N - Airbus A-321	74	0	74
A320 - Airbus - A320	1859	41	1900
B38M - Boeing 737 Max 8	16	0	16
B738 - Boeing - 737-800	132	58	190
B752 - Boeing - 757-200	2	0	2
C25A - Cessna Citation CJ2+	8	0	8
C25B - Cessna Citation CJ3 (twin-jet)	3	0	3
C510 - CESSNA CITIATION MUSTANG	25	0	25
CL60 - Canadair Bombardier - CL600/610 Challenger	7	0	7
F2TH - Dassault-Breguet - Falcon 2000	2	0	2
FA50 - Dassault-Breguet - Falcon 50, Mystere 50 (T-16)	8	0	8
GLF5 - Gulfstream - Gulfstream 5	2	0	2
JPRO	1	0	1
PC24 - Pilatus PC-24	3	0	3
Total	2249	173	2422

Wellington International Airport
Managed Noise Service
Monthly Report for Jun 2023

Turboprop	Day	Night	Total
AT75 - Aerospatiale/Aeritalia - ATR-72-500	23	0	23
AT76 - Aerospatiale/Aeritalia - ATR-72-600	564	37	601
B350 - Beech - Super King Air 350	12	4	16
BE20 - Beech - Super King Air 200, 1300	228	24	252
BE9L - Beech - KingAir90, A90 to E90 (T-44, V-C6), Taurus 90	41	1	42
C130 - Lockheed - Hercules, Spectre	24	0	24
C208 - Cessna-Caravan 1-208,(Super) Cargomaster, Grand Caravan (U27)	485	35	520
C30J - C-130J Hercules	4	0	4
C441 - Cessna - Conquest/Conquest 2 - 441	14	0	14
DH8C - Dehavilland - Dash 8, DHC8 - 300	1748	0	1748
JS31 - British Aerospace-BAe-3100 Jetstream 31	42	0	42
JS32 - British Aerospace-BAe-3200 Jetstream Super 31	125	12	137
MU2 - Mitsubishi - MU-2, Marquise, Solitaire	4	0	4
P46T - Piper - Malibu Meridian	2	0	2
PC12 - Pilatus Flugzeugwerke Ag - PC-12	311	23	334
SF34 - Saab - SF-340	8	0	8
Total	3635	136	3771

Others	Day	Night	Total
BK17 - MBB/Kawasaki BK 117	5	1	6
BN2P - Britten Norman - BN-2A/B Islander, Defender	8	0	8
C152 - Cessna - Cessna 152	4	0	4
C172 - Cessna - Skyhawk 172/Cutlass/Mescalero	50	0	50
C185 - Cessna - Skywagon 185 (U-17A/B)	4	0	4
C206 - Cessna - Stationair 6, Turbo Stationair 6	4	0	4
C210 - Cessna - Centurion 210, Turbo Centurion	2	0	2
DA42 - DA-42 Diamond Twin Star	2	0	2
GA8 - GippsAero GA8 Airvan	51	0	51
M9 - Beretta M9	6	0	6
P28A - Piper - Cherokee, Archer, Warrior, Cadet, Cruiser (PA-28-140/150/151/160/161/180/181)	34	0	34
P8 - Boeing 737-800 Poseidon	2	0	2
PA34 - Piper - Seneca 2/3	3	0	3
PA38 - Piper - Tomahawk	105	0	105
PA44 - Piper - Seminole, Turbo Seminole	2	0	2
SR22 - Cirrus - SR-22	2	0	2
TAMP - Aerospatiale - Tampico TB-9	1	0	1
Unknown	77	7	84
Total	362	8	370

Category	Day	Night	Total
Jet	2249	173	2422
Turboprop	3635	136	3771
Other	362	8	370
Total	6246	317	6563

Wellington International Airport
Managed Noise Service
Monthly Report for Jun 2023

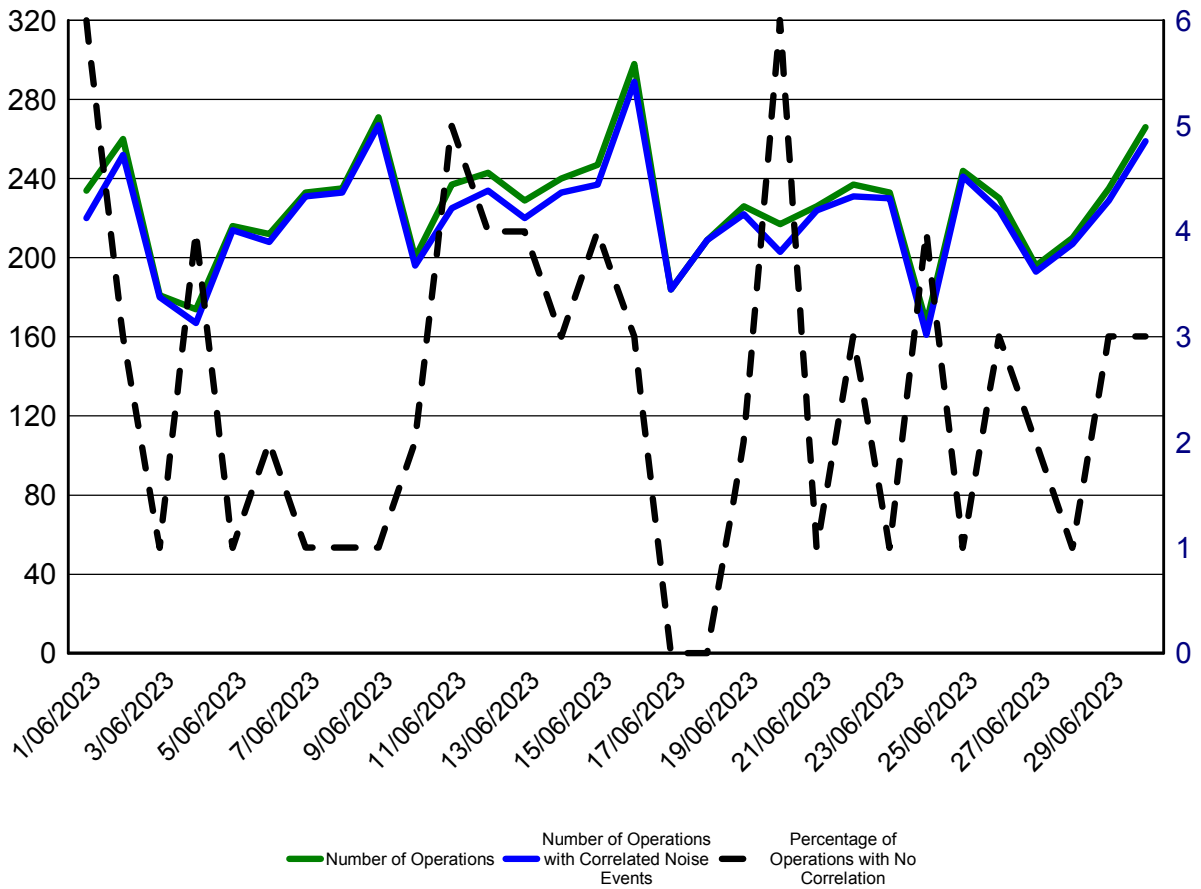
Uncorrelated Aircraft

Uncorrelated Aircraft Analysis
Jun 1, 2023 to Jun 30, 2023

Date	Number of Operations	Operations with Correlated Noise Events	Percentage of Operations With No Correlated Noise Events	Jets with No Correlated Noise Events
01-Jun-2023	234	220	6%	1
02-Jun-2023	260	252	3%	0
03-Jun-2023	181	180	1%	0
04-Jun-2023	174	167	4%	0
05-Jun-2023	216	214	1%	0
06-Jun-2023	212	208	2%	2
07-Jun-2023	233	231	1%	1
08-Jun-2023	235	233	1%	0
09-Jun-2023	271	267	1%	0
10-Jun-2023	200	196	2%	0
11-Jun-2023	237	225	5%	1
12-Jun-2023	243	234	4%	0
13-Jun-2023	229	220	4%	0
14-Jun-2023	240	233	3%	1
15-Jun-2023	247	237	4%	2
16-Jun-2023	298	289	3%	1
17-Jun-2023	184	184	0%	0
18-Jun-2023	209	209	0%	0
19-Jun-2023	226	222	2%	0
20-Jun-2023	217	203	6%	1
21-Jun-2023	226	224	1%	0
22-Jun-2023	237	231	3%	1
23-Jun-2023	233	230	1%	0
24-Jun-2023	167	161	4%	1
25-Jun-2023	244	241	1%	0
26-Jun-2023	230	224	3%	1
27-Jun-2023	196	193	2%	0
28-Jun-2023	210	207	1%	0
29-Jun-2023	235	229	3%	0
30-Jun-2023	266	259	3%	2

Wellington International Airport
 Managed Noise Service
 Monthly Report for Jun 2023

This graph shown below provides a summary of the noise correlation at Wellington Airport during June 2023



Wellington International Airport
Managed Noise Service
Monthly Report for Jun 2023

Calibration Report

	RMT 1			RMT 2			RMT 3		
	Measured	Diff.	Status	Measured	Diff.	Status	Measured	Diff.	Status
01-Jun-2023	88.1	0.0	SUCCESS	87.7	0.2	SUCCESS	88.0	0.0	SUCCESS
02-Jun-2023	88.1	0.0	SUCCESS	87.7	0.2	SUCCESS	88.0	0.0	SUCCESS
03-Jun-2023	88.0	-0.1	SUCCESS	87.6	0.1	SUCCESS	88.0	0.0	SUCCESS
04-Jun-2023	88.1	0.0	SUCCESS	87.6	0.1	SUCCESS	88.0	0.0	SUCCESS
05-Jun-2023	88.1	0.0	SUCCESS	87.6	0.1	SUCCESS	88.0	0.0	SUCCESS
06-Jun-2023	88.1	0.0	SUCCESS	87.6	0.1	SUCCESS	88.0	0.0	SUCCESS
07-Jun-2023	88.0	-0.1	SUCCESS	87.6	0.1	SUCCESS	88.0	0.0	SUCCESS
08-Jun-2023	88.0	-0.1	SUCCESS	87.6	0.1	SUCCESS	88.0	0.0	SUCCESS
09-Jun-2023	88.0	-0.1	SUCCESS	87.6	0.1	SUCCESS	88.0	0.0	SUCCESS
10-Jun-2023	88.0	-0.1	SUCCESS	87.6	0.1	SUCCESS	88.0	0.0	SUCCESS
11-Jun-2023	88.0	-0.1	SUCCESS	87.6	0.1	SUCCESS	88.0	0.0	SUCCESS
12-Jun-2023	88.0	-0.1	SUCCESS	87.6	0.1	SUCCESS	88.0	0.0	SUCCESS
13-Jun-2023	88.1	0.0	SUCCESS	87.6	0.1	SUCCESS	88.0	0.0	SUCCESS
14-Jun-2023	88.0	-0.1	SUCCESS	87.6	0.1	SUCCESS	88.0	0.0	SUCCESS
15-Jun-2023	88.0	-0.1	SUCCESS	87.6	0.1	SUCCESS	88.0	0.0	SUCCESS
16-Jun-2023	88.0	-0.1	SUCCESS	87.6	0.1	SUCCESS	88.0	0.0	SUCCESS
17-Jun-2023	88.0	-0.1	SUCCESS	87.6	0.1	SUCCESS	88.0	0.0	SUCCESS
18-Jun-2023	88.0	-0.1	SUCCESS	87.6	0.1	SUCCESS	88.0	0.0	SUCCESS
19-Jun-2023	88.0	-0.1	SUCCESS	87.6	0.1	SUCCESS	88.0	0.0	SUCCESS
20-Jun-2023	88.0	-0.1	SUCCESS	87.6	0.1	SUCCESS	88.0	0.0	SUCCESS
21-Jun-2023	88.0	-0.1	SUCCESS	87.6	0.1	SUCCESS	88.0	0.0	SUCCESS
22-Jun-2023	88.1	0.0	SUCCESS	87.6	0.1	SUCCESS	88.0	0.0	SUCCESS
23-Jun-2023	88.0	-0.1	SUCCESS	87.6	0.1	SUCCESS	88.0	0.0	SUCCESS
24-Jun-2023	88.0	-0.1	SUCCESS	87.6	0.1	SUCCESS	88.0	0.0	SUCCESS
25-Jun-2023	88.0	-0.1	SUCCESS	87.6	0.1	SUCCESS	88.0	0.0	SUCCESS
26-Jun-2023	88.0	-0.1	SUCCESS	87.6	0.1	SUCCESS	88.0	0.0	SUCCESS
27-Jun-2023	88.0	-0.1	SUCCESS	87.6	0.1	SUCCESS	88.0	0.0	SUCCESS
28-Jun-2023	88.0	-0.1	SUCCESS	87.6	0.1	SUCCESS	88.0	0.0	SUCCESS
29-Jun-2023	88.0	-0.1	SUCCESS	87.6	0.1	SUCCESS	88.0	0.0	SUCCESS
30-Jun-2023	88.0	-0.1	SUCCESS	87.6	0.1	SUCCESS	88.0	0.0	SUCCESS



Wellington International Airport
Managed Noise Service
Monthly Report for Jul 2023

WELLINGTON INTERNATIONAL
AIRPORT LIMITED

Managed Noise Service

Monthly Report: Jul 2023

Provided By: Envirosuite

Date: 31 July, 2023



Wellington International Airport
Managed Noise Service
Monthly Report for Jul 2023

Table of Contents

SUMMARY	3
AIRCRAFT LDN	4
AIRCRAFT OPERATIONS	5
UNCORRELATED AIRCRAFT	7
CALIBRATION REPORT	9

Wellington International Airport
Managed Noise Service
Monthly Report for Jul 2023

Summary

This report contains the information required by WIAL as part of the Envirosuite Managed Noise Service Agreement. The month of July saw data collected from all three RMTs with exceptions as follows:

RMT 1 missed the hourly record of 30-Jul-2023 08:00 - 31-Jul-2023 23:59. HUB#4741455

RMT 2 missed the hourly record of 25-Jul-2023 15:00 - 15:19. HUB# 4649201

RMT 2 missed the hourly record of 28-Jul-2023 08:00. HUB#4741225

RMT 2 missed the hourly record of 29-Jul-2023 01:00 - 31-Jul-2023 23:59. HUB#4741225

RMT 3 missed the hourly record of 31-Jul-2023 09:00 - 31-Jul-2023 23:59. HUB#4756443

NOTE: Due to the data gaps, NMT1,2,3 daily TLEQ readings are affected during the above days

Wellington International Airport
Managed Noise Service
Monthly Report for Jul 2023

Aircraft LDN

Daily LDN Table
Jul 1, 2023 to Jul 31, 2023

	RMT 1 Rongotai	RMT 2 Maupuia	RMT 3 Kekerenga
01-Jul-23	54.2	60.0	56.8
02-Jul-23	54.0	56.9	56.5
03-Jul-23	57.5	59.2	57.7
04-Jul-23	54.9	58.1	57.0
05-Jul-23	57.1	58.6	54.8
06-Jul-23	57.6	58.3	57.1
07-Jul-23	56.9	59.1	57.1
08-Jul-23	57.4	57.9	55.7
09-Jul-23	55.2	57.0	57.1
10-Jul-23	55.4	58.0	56.6
11-Jul-23	53.4	54.3	56.0
12-Jul-23	56.6	59.3	56.8
13-Jul-23	56.6	60.4	58.0
14-Jul-23	55.8	58.4	56.4
15-Jul-23	55.4	57.8	56.8
16-Jul-23	56.3	59.2	55.6
17-Jul-23	56.1	57.3	55.8
18-Jul-23	55.4	62.7	55.9
19-Jul-23	56.4	59.1	57.0
20-Jul-23	57.8	59.2	56.4
21-Jul-23	59.3	55.4	54.2
22-Jul-23	57.5	55.8	55.4
23-Jul-23	55.5	56.3	56.1
24-Jul-23	58.6	56.1	56.0
25-Jul-23	56.5	58.6	55.0
26-Jul-23	57.9	58.4	55.9
27-Jul-23	58.6	60.2	57.1
28-Jul-23	58.6	59.2	58.5
29-Jul-23	55.7	50.2	54.4
30-Jul-23	53.4	0.0	54.2
31-Jul-23	0.0	0.0	58.5

Wellington International Airport
Managed Noise Service
Monthly Report for Jul 2023

Aircraft Operations

Operations Analysis
Jul 1, 2023 to Jul 31, 2023

Operation Type	Day	Night	Total
Arrival	3223	145	3368
Departure	3148	204	3352
Total	6371	349	6720

Jet	Day	Night	Total
A20N - Airbus A-320	89	108	197
A21N - Airbus A-321	37	0	37
A320 - Airbus - A320	2019	39	2058
B38M - Boeing 737 Max 8	32	0	32
B738 - Boeing - 737-800	127	59	186
B752 - Boeing - 757-200	3	1	4
BE40 - Beech - Beechjet 400/T-1 Jayhawk	4	0	4
C25A - Cessna Citation CJ2+	9	0	9
C25B - Cessna Citation CJ3 (twin-jet)	2	0	2
C510 - CESSNA CITIATION MUSTANG	18	0	18
C680 - CESSNA - 680 Citation Sovereign L2J/M	2	0	2
CL60 - Canadair Bombardier - CL600/610 Challenger	2	2	4
FA50 - Dassault-Breguet - Falcon 50, Mystere 50 (T-16)	5	0	5
FA7X - Dassault Falcon 7X	2	0	2
GLEX - Bombardier GLOBAL EXPRESS/Sentinel	4	0	4
GLF5 - Gulfstream - Gulfstream 5	2	0	2
GLF6 - Gulfstream G650	10	0	10
H25B - British Aerospace (BAe) - BAe HS 125 Series 700/800	2	0	2
Total	2369	209	2578

Wellington International Airport
Managed Noise Service
Monthly Report for Jul 2023

Turboprop	Day	Night	Total
AC90 - Rockwell - Turbo Commander 690, Commander Jetprop 840/900	2	0	2
AT75 - Aerospatiale/Aeritalia - ATR-72-500	20	0	20
AT76 - Aerospatiale/Aeritalia - ATR-72-600	569	37	606
B350 - Beech - Super King Air 350	28	3	31
BE20 - Beech - Super King Air 200, 1300	250	17	267
BE9L - Beech - KingAir90, A90 to E90 (T-44, V-C6), Taurus 90	40	2	42
C130 - Lockheed - Hercules, Spectre	10	0	10
C208 - Cessna-Caravan 1-208,(Super) Cargomaster, Grand Caravan (U27)	565	40	605
C441 - Cessna - Conquest/Conquest 2 - 441	8	0	8
DH8C - Dehavilland - Dash 8, DHC8 - 300	1870	0	1870
JS31 - British Aerospace-BAe-3100 Jetstream 31	44	0	44
JS32 - British Aerospace-BAe-3200 Jetstream Super 31	77	22	99
MU2 - Mitsubishi - MU-2, Marquise, Solitaire	4	0	4
PAY4 - Piper - Cheyenne 400	4	0	4
PC12 - Pilatus Flugzeugwerke Ag - PC-12	248	10	258
SF34 - Saab - SF-340	4	0	4
Total	3743	131	3874

Others	Day	Night	Total
AS50 - Eurocopter AS350 Ecureuil	3	0	3
BE33 - Beech - Bonanza 33, Debonair (E-24)	1	0	1
BE36 - Beech - Bonanza 36	2	0	2
BK17 - MBB/Kawasaki BK 117	6	0	6
BN2P - Britten Norman - BN-2A/B Islander, Defender	9	0	9
C172 - Cessna - Skyhawk 172/Cutlass/Mescalero	13	0	13
C180 - Cessna - Skywagon 180 (U-17C)	2	0	2
C185 - Cessna - Skywagon 185 (U-17A/B)	2	0	2
C402 - Cessna - Cessna 401, 402, Utiliner, Businessliner	1	0	1
DA42 - DA-42 Diamond Twin Star	2	0	2
E290	2	0	2
GA8 - GippsAero GA8 Airvan	30	0	30
NH90 - NH90 Caiman	1	0	1
P28A - Piper - Cherokee, Archer, Warrior, Cadet, Cruiser (PA-28-140/150/151/160/161/180/181)	30	0	30
P28R - Piper - Cherokee Arrow 2/3, Turbo Arrow 3	2	0	2
P8 - Boeing 737-800 Poseidon	1	0	1
PA34 - Piper - Seneca 2/3	4	0	4
PA38 - Piper - Tomahawk	71	0	71
Unknown	77	9	86
Total	259	9	268

Category	Day	Night	Total
Jet	2369	209	2578
Turboprop	3743	131	3874
Other	259	9	268
Total	6371	349	6720

Wellington International Airport
Managed Noise Service
Monthly Report for Jul 2023

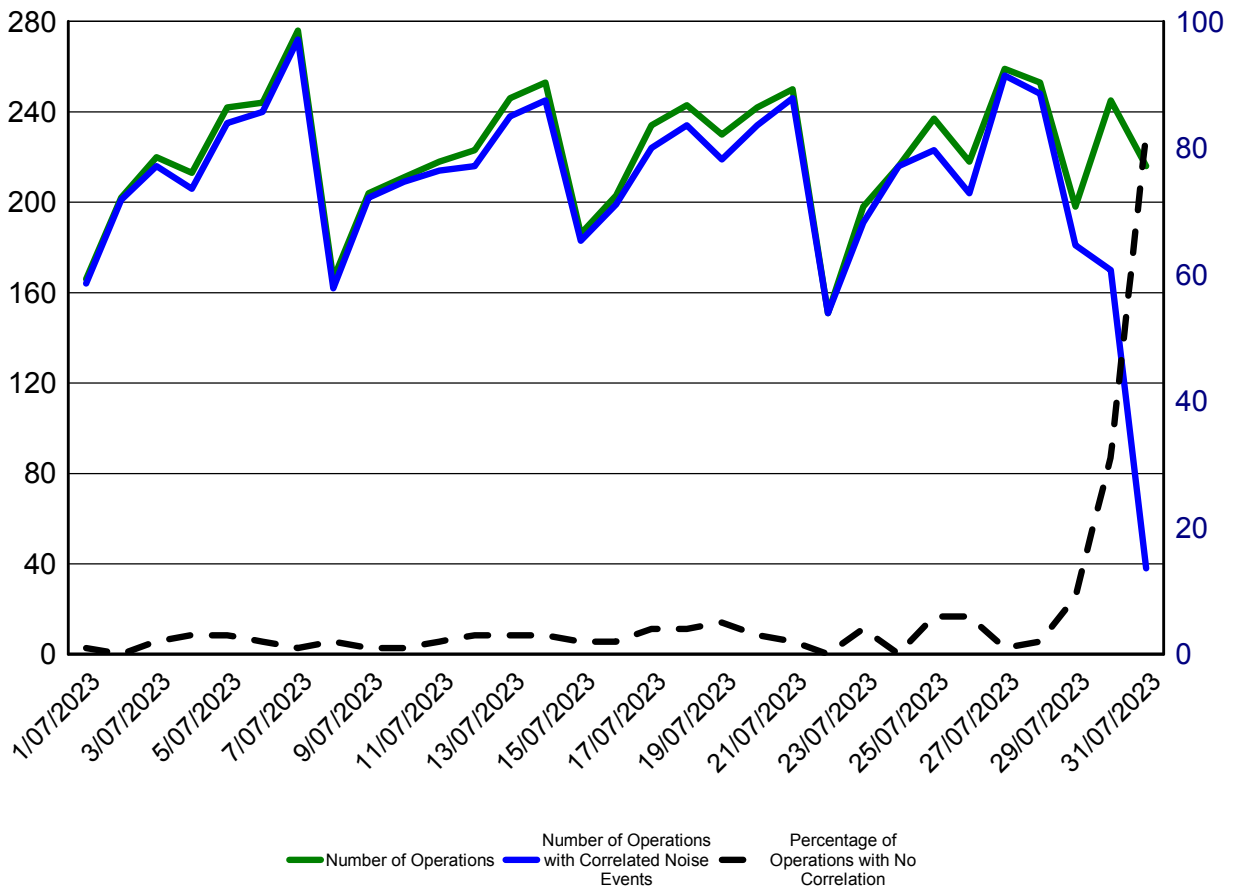
Uncorrelated Aircraft

Uncorrelated Aircraft Analysis
Jul 1, 2023 to Jul 31, 2023

Date	Number of Operations	Operations with Correlated Noise Events	Percentage of Operations With No Correlated Noise Events	Jets with No Correlated Noise Events
01-Jul-2023	166	164	1%	0
02-Jul-2023	202	201	0%	0
03-Jul-2023	220	216	2%	0
04-Jul-2023	213	206	3%	1
05-Jul-2023	242	235	3%	0
06-Jul-2023	244	240	2%	0
07-Jul-2023	276	272	1%	0
08-Jul-2023	166	162	2%	0
09-Jul-2023	204	202	1%	0
10-Jul-2023	211	209	1%	0
11-Jul-2023	218	214	2%	1
12-Jul-2023	223	216	3%	1
13-Jul-2023	246	238	3%	1
14-Jul-2023	253	245	3%	0
15-Jul-2023	186	183	2%	1
16-Jul-2023	203	199	2%	1
17-Jul-2023	234	224	4%	1
18-Jul-2023	243	234	4%	1
19-Jul-2023	230	219	5%	3
20-Jul-2023	242	234	3%	0
21-Jul-2023	250	246	2%	1
22-Jul-2023	151	151	0%	0
23-Jul-2023	198	191	4%	2
24-Jul-2023	216	216	0%	0
25-Jul-2023	237	223	6%	0
26-Jul-2023	218	204	6%	4
27-Jul-2023	259	256	1%	0
28-Jul-2023	253	248	2%	2
29-Jul-2023	198	181	9%	1
30-Jul-2023	245	170	31%	3
31-Jul-2023	216	38	82%	61

Wellington International Airport
 Managed Noise Service
 Monthly Report for Jul 2023

This graph shown below provides a summary of the noise correlation at Wellington Airport during July 2023



Wellington International Airport
Managed Noise Service
Monthly Report for Jul 2023

Calibration Report

	RMT 1			RMT 2			RMT 3		
	Measured	Diff.	Status	Measured	Diff.	Status	Measured	Diff.	Status
01-Jul-2023	88.0	-0.1	SUCCESS	87.7	0.2	SUCCESS	88.0	0.0	SUCCESS
02-Jul-2023	88.0	-0.1	SUCCESS	87.6	0.1	SUCCESS	88.0	0.0	SUCCESS
03-Jul-2023	88.1	0.0	SUCCESS	87.6	0.1	SUCCESS	88.0	0.0	SUCCESS
04-Jul-2023	88.0	-0.1	SUCCESS	87.6	0.1	SUCCESS	88.0	0.0	SUCCESS
05-Jul-2023	88.0	-0.1	SUCCESS	87.6	0.1	SUCCESS	88.0	0.0	SUCCESS
06-Jul-2023	88.0	-0.1	SUCCESS	87.6	0.1	SUCCESS	88.0	0.0	SUCCESS
07-Jul-2023	88.0	-0.1	SUCCESS	87.6	0.1	SUCCESS	88.0	0.0	SUCCESS
08-Jul-2023	88.0	-0.1	SUCCESS	87.6	0.1	SUCCESS	88.0	0.0	SUCCESS
09-Jul-2023	88.0	-0.1	SUCCESS	87.6	0.1	SUCCESS	88.0	0.0	SUCCESS
10-Jul-2023	88.0	-0.1	SUCCESS	87.6	0.1	SUCCESS	88.0	0.0	SUCCESS
11-Jul-2023	88.0	-0.1	SUCCESS	87.6	0.1	SUCCESS	88.0	0.0	SUCCESS
12-Jul-2023	88.0	-0.1	SUCCESS	87.6	0.1	SUCCESS	88.0	0.0	SUCCESS
13-Jul-2023	88.0	-0.1	SUCCESS	87.6	0.1	SUCCESS	88.0	0.0	SUCCESS
14-Jul-2023	88.0	-0.1	SUCCESS	87.6	0.1	SUCCESS	88.0	0.0	SUCCESS
15-Jul-2023	88.0	-0.1	SUCCESS	87.6	0.1	SUCCESS	88.0	0.0	SUCCESS
16-Jul-2023	88.1	0.0	SUCCESS	87.6	0.1	SUCCESS	88.0	0.0	SUCCESS
17-Jul-2023	88.0	-0.1	SUCCESS	87.6	0.1	SUCCESS	88.0	0.0	SUCCESS
18-Jul-2023	88.0	-0.1	SUCCESS	87.6	0.1	SUCCESS	88.0	0.0	SUCCESS
19-Jul-2023	88.1	0.0	SUCCESS	87.8	0.3	SUCCESS	88.0	0.0	SUCCESS
20-Jul-2023	88.1	0.0	SUCCESS	87.6	0.1	SUCCESS	88.0	0.0	SUCCESS
21-Jul-2023	88.1	0.0	SUCCESS	87.6	0.1	SUCCESS	88.0	0.0	SUCCESS
22-Jul-2023	88.0	-0.1	SUCCESS	87.6	0.1	SUCCESS	88.0	0.0	SUCCESS
23-Jul-2023	88.0	-0.1	SUCCESS	87.6	0.1	SUCCESS	88.0	0.0	SUCCESS
24-Jul-2023	88.0	-0.1	SUCCESS	87.6	0.1	SUCCESS	88.0	0.0	SUCCESS
25-Jul-2023	88.0	-0.1	SUCCESS	87.9	0.4	SUCCESS	88.0	0.0	SUCCESS
26-Jul-2023	88.0	-0.1	SUCCESS	87.9	0.4	SUCCESS	88.0	0.0	SUCCESS
27-Jul-2023	88.0	-0.1	SUCCESS	87.9	0.2	SUCCESS	88.0	0.0	SUCCESS
28-Jul-2023	88.1	0.0	SUCCESS	87.9	0.0	SUCCESS	88.0	0.0	SUCCESS
29-Jul-2023	88.0	-0.1	SUCCESS	87.9	0.0	SUCCESS	88.0	0.0	SUCCESS
30-Jul-2023	88.0	-0.1	SUCCESS	0.0	0.0		88.0	0.0	SUCCESS
31-Jul-2023	0.0	0.0		0.0	0.0		88.0	0.0	SUCCESS



Wellington International Airport
Managed Noise Service
Monthly Report for Aug 2023

WELLINGTON INTERNATIONAL
AIRPORT LIMITED

Managed Noise Service

Monthly Report: Aug 2023

Provided By: Envirosuite

Date: 31 August, 2023



Wellington International Airport
Managed Noise Service
Monthly Report for Aug 2023

Table of Contents

SUMMARY	3
AIRCRAFT LDN	4
AIRCRAFT OPERATIONS	5
UNCORRELATED AIRCRAFT	7
CALIBRATION REPORT	9

Wellington International Airport
Managed Noise Service
Monthly Report for Aug 2023

Summary

This report contains the information required by WIAL as part of the Envirosuite Managed Noise Service Agreement. The month of Aug saw data collected from all three RMTs with exceptions as follows:

RMT 1 missed the hourly record of 11-Aug-2023 10:00. HUB#4741455

RMT 2 missed the hourly record of 01-Aug-2023 00:00 - 06-Aug-2023 08:59. HUB#4741225

RMT 2 missed the hourly record of 10-Aug-2023 02:00 HUB#4741225

RMT 2 missed the hourly record of 22-Aug-2023 02:00. HUB#4741225

RMT 3 missed the hourly record of 01-Aug-2023 00:00 - 06-Aug-2023 15:59. HUB#4756443

RMT 3 missed the hourly record of 10-Aug-2023 01:00. HUB#4756443

RMT 3 missed the hourly record of 20-Aug-2023 10:00. HUB#4756443

RMT 3 missed the hourly record of 31-Aug-2023 08:00 - 09:59. HUB#6154983

Additionally, due to the data gaps, NMT2 & NMT3 daily TLEQ readings are affected during the above days.

Wellington International Airport
Managed Noise Service
Monthly Report for Aug 2023

Aircraft LDN

**Daily LDN Table
Aug 1, 2023 to Aug 31, 2023**

	RMT 1 Rongotai	RMT 2 Maupuia	RMT 3 Kekerenga
01-Aug-23	57.8	0.0	0.0
02-Aug-23	59.8	0.0	0.0
03-Aug-23	59.1	0.0	0.0
04-Aug-23	55.1	0.0	0.0
05-Aug-23	56.2	0.0	0.0
06-Aug-23	54.1	58.6	56.3
07-Aug-23	56.0	59.0	56.1
08-Aug-23	56.4	55.8	55.0
09-Aug-23	54.1	59.1	56.6
10-Aug-23	59.4	58.9	56.7
11-Aug-23	56.0	56.4	56.2
12-Aug-23	55.0	58.7	56.8
13-Aug-23	55.3	59.4	57.3
14-Aug-23	55.7	59.5	57.4
15-Aug-23	54.8	59.7	57.0
16-Aug-23	58.4	59.6	57.3
17-Aug-23	56.4	56.0	55.5
18-Aug-23	55.2	59.8	57.0
19-Aug-23	54.7	59.3	55.6
20-Aug-23	55.4	58.7	58.2
21-Aug-23	59.7	60.9	57.5
22-Aug-23	57.4	56.5	55.6
23-Aug-23	54.6	58.4	55.8
24-Aug-23	55.1	59.2	55.0
25-Aug-23	57.5	55.9	56.6
26-Aug-23	52.1	57.4	54.7
27-Aug-23	57.8	57.9	54.9
28-Aug-23	56.5	56.2	56.0
29-Aug-23	54.2	58.9	56.2
30-Aug-23	54.0	59.0	55.0
31-Aug-23	62.9	60.0	57.6

Wellington International Airport
Managed Noise Service
Monthly Report for Aug 2023

Aircraft Operations

Operations Analysis
Aug 1, 2023 to Aug 31, 2023

Operation Type	Day	Night	Total
Arrival	3305	145	3450
Departure	3200	207	3407
Total	6505	352	6857

Jet	Day	Night	Total
A20N - Airbus A-320	75	111	186
A21N - Airbus A-321	69	1	70
A320 - Airbus - A320	2031	43	2074
B38M - Boeing 737 Max 8	24	0	24
B738 - Boeing - 737-800	127	61	188
C25A - Cessna Citation CJ2+	16	0	16
C25B - Cessna Citation CJ3 (twin-jet)	4	0	4
C510 - CESSNA CITIATION MUSTANG	23	0	23
C560 - Cessna - Citation 5	2	0	2
C680 - CESSNA - 680 Citation Sovereign L2J/M	3	1	4
CL60 - Canadair Bombardier - CL600/610 Challenger	5	0	5
E55P - Embraer EMB-505 Phenom 300	2	0	2
FA50 - Dassault-Breguet - Falcon 50, Mystere 50 (T-16)	16	0	16
FA7X - Dassault Falcon 7X	2	0	2
GL7T - Bombardier BD-700 Global 7500	2	0	2
GLEX - Bombardier GLOBAL EXPRESS/Sentinel	4	0	4
GLF6 - Gulfstream G650	2	0	2
Total	2407	217	2624

Wellington International Airport
Managed Noise Service
Monthly Report for Aug 2023

Turboprop	Day	Night	Total
AT75 - Aerospatiale/Aeritalia - ATR-72-500	20	0	20
AT76 - Aerospatiale/Aeritalia - ATR-72-600	560	35	595
B350 - Beech - Super King Air 350	15	1	16
BE20 - Beech - Super King Air 200, 1300	252	25	277
BE9L - Beech - KingAir90, A90 to E90 (T-44, V-C6), Taurus 90	34	0	34
C130 - Lockheed - Hercules, Spectre	18	0	18
C208 - Cessna-Caravan 1-208,(Super) Cargomaster, Grand Caravan (U27)	572	42	614
C441 - Cessna - Conquest/Conquest 2 - 441	4	0	4
DH8C - Dehavilland - Dash 8, DHC8 - 300	1861	0	1861
JS31 - British Aerospace-BAe-3100 Jetstream 31	28	0	28
JS32 - British Aerospace-BAe-3200 Jetstream Super 31	119	8	127
MU2 - Mitsubishi - MU-2, Marquise, Solitaire	2	0	2
PAY4 - Piper - Cheyenne 400	3	0	3
PC12 - Pilatus Flugzeugwerke Ag - PC-12	265	14	279
SF34 - Saab - SF-340	11	1	12
TEX2 - Beechcraft T-6A Texan II	1	0	1
Total	3765	126	3891

Others	Day	Night	Total
BK17 - MBB/Kawasaki BK 117	19	4	23
BN2 - Britten-Norman BN-2 Islander	5	0	5
BN2A - BRITTEN-NORMAN BN2A Mk III Trislander	2	0	2
BN2P - Britten Norman - BN-2A/B Islander, Defender	16	0	16
C152 - Cessna - Cessna 152	4	0	4
C172 - Cessna - Skyhawk 172/Cutlass/Mescalero	38	0	38
C182 - Cessna - Skylane 182	1	0	1
DA40 - Diamond DA40	3	0	3
DA42 - DA-42 Diamond Twin Star	5	0	5
EC30 - Airbus Eurocopter EC130	1	0	1
GA8 - GippsAero GA8 Airvan	12	0	12
M9 - Beretta M9	3	0	3
NH90 - NH90 Caiman	2	0	2
P28A - Piper - Cherokee, Archer, Warrior, Cadet, Cruiser (PA-28-140/150/151/160/161/180/181)	43	0	43
P28B - Piper - Dakota, Turbo Dakota, Charger, Pathfinder (PA-28-201T/235/236)	2	0	2
PA31 - Piper - Chieftan, Mohave, Navajo, T-1020	2	0	2
PA38 - Piper - Tomahawk	95	0	95
SR22 - Cirrus - SR-22	1	0	1
Unknown	79	5	84
Total	333	9	342

Category	Day	Night	Total
Jet	2407	217	2624
Turboprop	3765	126	3891
Other	333	9	342
Total	6505	352	6857

Wellington International Airport
Managed Noise Service
Monthly Report for Aug 2023

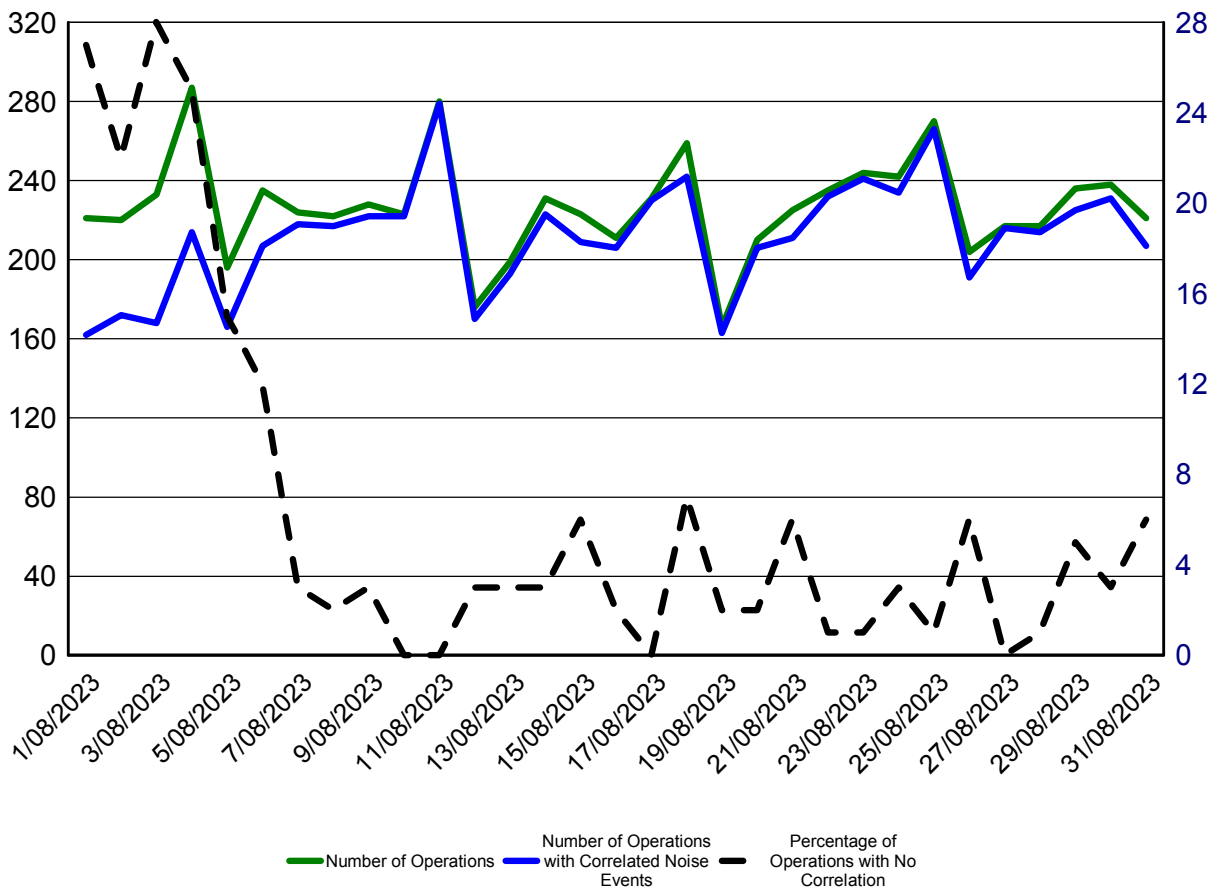
Uncorrelated Aircraft

Uncorrelated Aircraft Analysis
Aug 1, 2023 to Aug 31, 2023

Date	Number of Operations	Operations with Correlated Noise Events	Percentage of Operations With No Correlated Noise Events	Jets with No Correlated Noise Events
01-Aug-2023	221	162	27%	10
02-Aug-2023	220	172	22%	5
03-Aug-2023	233	168	28%	1
04-Aug-2023	287	214	25%	8
05-Aug-2023	196	166	15%	1
06-Aug-2023	235	207	12%	3
07-Aug-2023	224	218	3%	0
08-Aug-2023	222	217	2%	1
09-Aug-2023	228	222	3%	1
10-Aug-2023	223	222	0%	0
11-Aug-2023	280	279	0%	0
12-Aug-2023	176	170	3%	0
13-Aug-2023	199	193	3%	1
14-Aug-2023	231	223	3%	0
15-Aug-2023	223	209	6%	0
16-Aug-2023	211	206	2%	0
17-Aug-2023	231	230	0%	0
18-Aug-2023	259	242	7%	3
19-Aug-2023	166	163	2%	1
20-Aug-2023	210	206	2%	0
21-Aug-2023	225	211	6%	0
22-Aug-2023	235	232	1%	1
23-Aug-2023	244	241	1%	0
24-Aug-2023	242	234	3%	0
25-Aug-2023	270	266	1%	1
26-Aug-2023	204	191	6%	0
27-Aug-2023	217	216	0%	1
28-Aug-2023	217	214	1%	0
29-Aug-2023	236	225	5%	0
30-Aug-2023	238	231	3%	1
31-Aug-2023	221	207	6%	1

Wellington International Airport
Managed Noise Service
Monthly Report for Aug 2023

This graph shown below provides a summary of the noise correlation at Wellington Airport during August 2023



Wellington International Airport
Managed Noise Service
Monthly Report for Aug 2023

Calibration Report

	RMT 1			RMT 2			RMT 3		
	Measured	Diff.	Status	Measured	Diff.	Status	Measured	Diff.	Status
01-Aug-2023	88.1	0.0	SUCCESS	0.0	0.0		0.0	0.0	
02-Aug-2023	88.1	0.0	SUCCESS	0.0	0.0		0.0	0.0	
03-Aug-2023	88.1	0.0	SUCCESS	0.0	0.0		0.0	0.0	
04-Aug-2023	88.0	-0.1	SUCCESS	0.0	0.0		0.0	0.0	
05-Aug-2023	88.0	-0.1	SUCCESS	0.0	0.0		0.0	0.0	
06-Aug-2023	88.0	-0.1	SUCCESS	87.9	0.0	SUCCESS	88.0	0.0	SUCCESS
07-Aug-2023	88.1	0.0	SUCCESS	87.9	0.0	SUCCESS	88.0	0.0	SUCCESS
08-Aug-2023	88.0	-0.1	SUCCESS	87.9	0.0	SUCCESS	88.0	0.0	SUCCESS
09-Aug-2023	88.0	-0.1	SUCCESS	87.9	0.0	SUCCESS	88.0	0.0	SUCCESS
10-Aug-2023	88.0	-0.1	SUCCESS	87.9	0.0	SUCCESS	88.0	0.0	SUCCESS
11-Aug-2023	88.0	-0.1	SUCCESS	87.9	0.0	SUCCESS	88.0	0.0	SUCCESS
12-Aug-2023	88.1	0.0	SUCCESS	87.9	0.0	SUCCESS	88.0	0.0	SUCCESS
13-Aug-2023	88.1	0.0	SUCCESS	88.0	0.1	SUCCESS	88.0	0.0	SUCCESS
14-Aug-2023	88.1	0.0	SUCCESS	88.0	0.1	SUCCESS	88.0	0.0	SUCCESS
15-Aug-2023	88.0	-0.1	SUCCESS	88.0	0.1	SUCCESS	88.0	0.0	SUCCESS
16-Aug-2023	88.1	0.0	SUCCESS	87.9	0.0	SUCCESS	87.9	-0.1	SUCCESS
17-Aug-2023	88.1	0.0	SUCCESS	87.9	0.0	SUCCESS	88.0	0.0	SUCCESS
18-Aug-2023	88.1	0.0	SUCCESS	87.9	0.0	SUCCESS	88.0	0.0	SUCCESS
19-Aug-2023	88.1	0.0	SUCCESS	88.0	0.1	SUCCESS	88.0	0.0	SUCCESS
20-Aug-2023	88.1	0.0	SUCCESS	88.0	0.1	SUCCESS	88.0	0.0	SUCCESS
21-Aug-2023	88.1	0.0	SUCCESS	87.9	0.0	SUCCESS	88.0	0.0	SUCCESS
22-Aug-2023	88.1	0.0	SUCCESS	87.9	0.0	SUCCESS	88.0	0.0	SUCCESS
23-Aug-2023	88.1	0.0	SUCCESS	87.9	0.0	SUCCESS	88.0	0.0	SUCCESS
24-Aug-2023	88.1	0.0	SUCCESS	87.9	0.0	SUCCESS	88.0	0.0	SUCCESS
25-Aug-2023	88.0	-0.1	SUCCESS	87.9	0.0	SUCCESS	88.0	0.0	SUCCESS
26-Aug-2023	88.1	0.0	SUCCESS	87.9	0.0	SUCCESS	88.0	0.0	SUCCESS
27-Aug-2023	88.0	-0.1	SUCCESS	87.9	0.0	SUCCESS	88.0	0.0	SUCCESS
28-Aug-2023	88.0	-0.1	SUCCESS	87.9	0.0	SUCCESS	88.0	0.0	SUCCESS
29-Aug-2023	88.1	0.0	SUCCESS	87.9	0.0	SUCCESS	88.0	0.0	SUCCESS
30-Aug-2023	88.1	0.0	SUCCESS	87.9	0.0	SUCCESS	88.0	0.0	SUCCESS
31-Aug-2023	88.4	0.3	SUCCESS	87.9	0.0	SUCCESS	88.3	0.3	SUCCESS